

4.1.6. Mortality

Figure 25: GRACE score (<136) for the prediction of mortality

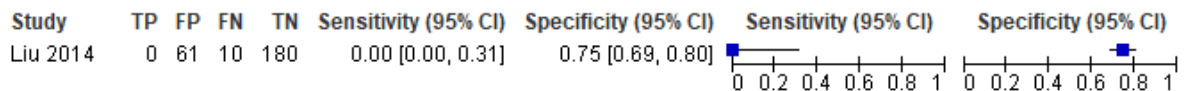


Figure 26: GRACE score (136-158) for the prediction of mortality

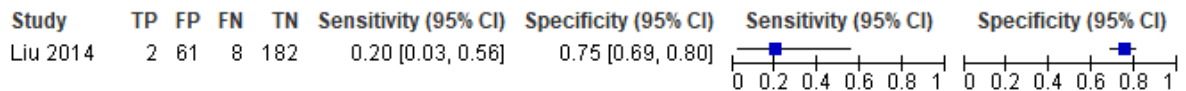


Figure 27: GRACE score (159-180) for the prediction of mortality

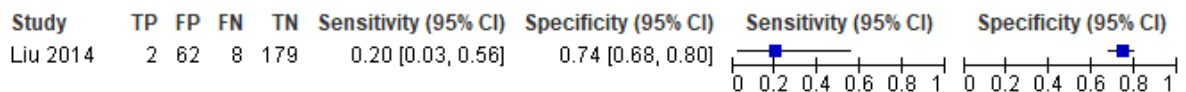


Figure 28: GRACE score (>180) for the prediction of mortality

